

VERSION: V1.0

UPDATED DATE: 2017/11/16

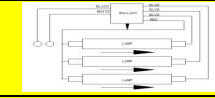



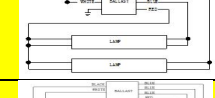





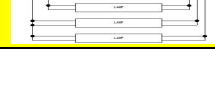
TYPE A
THE COMPATIBILITY LIST OF BELOW WAS ALL VERIFIED WITH TYPE A+B

NUMBER	BRAND OF BALLAST	PRODUCT MODEL	OUTPUT	STARTING TYPE	WIRING DIAGRAM	PIC OF REFERENCE
1	SYLVANIA	QHE 1x32T8/UNV ISN-SC	1-LAMP	Instant Start		
2	OSRAM	QHE 2x32T8/UNV ISN-SC	2-LAMP	Instant Start		
3	OSRAM	QHE 2x32T8/UNV ISL-SC	2-LAMP	Instant Start		
4	OSRAM	QHE 2x32T8/UNV PSN-MC	2-LAMP	Programmed Rapid Start		
5	SYLVANIA	QHE 2x32T8/UNV PSX-MC	2-LAMP	Programmed Rapid Start		
6	OSRAM	QHE 3x32T8/UNV ISN-SC	3-LAMP	Instant Start		
7	SYLVANIA	QHE 3x32T8/UNV ISL-SC	3-LAMP	Instant Start		
8	SYLVANIA	QTP 2x32T8/UNV ISL-SC	2-LAMP	Instant Start		
9	OSRAM	QHE 3x32T8/UNV PSN-SC	3-LAMP	Programmed Rapid Start		

10	SYLVANIA	QT 2x32 T8/347 ISL-SC	2-LAMP	Instant Start		
11	SYLVANIA	QHE 4x32T8/347 ISN-SC	4-LAMP	Instant Start		
12	SYLVANIA	QHE 4x32T8/347 ISL-SC	4-LAMP	Instant Start		
13	GE	GE232MAX-L/Ultra	2-LAMP	Instant Start		
14	GE	GE432MAX-N/Ultra	4-LAMP	Instant Start		
15	GE	GE332MAX-N/Ultra	3-LAMP	Instant Start		
16	GE	GE232MAX347-N	2-LAMP	Instant Start		
17	GE	GE432MAX347-N	4-LAMP	Instant Start		
18	GE	GE232MAX-G-N	2-LAMP	Instant Start		
19	GE	GE432MAX-G-N	4-LAMP	Instant Start		
20	GE	GE432MAX-G-N-42T	4-LAMP	Instant Start		
21	GE	GE332-MVPS-N	3-LAMP	Programmed Rapid Start		
22	GE	GE432-MVPS-N	4-LAMP	Programmed Rapid Start		

23	GE	GE432MV-N-42T	4-LAMP	Instant Start		
24	GE	GE432MAXP-L/ULTRA	4-LAMP	Instant Start		
25	GE	GE232-N-347	2-LAMP	Instant Start		
26	PHILIPS	ICN-2P32-N	2-LAMP	Instant Start		
27	PHILIPS	ICN-3P32-N	3-LAMP	Instant Start		
28	PHILIPS	ICN-4P32-N	4-LAMP	Instant Start		
29	PHILIPS	IOP-4P32-LW-N	4-LAMP	Instant Start		
30	PHILIPS	IOP-4PSP32-SC	4-LAMP	Programmed Start		
31	PHILIPS	IOPA-1P32-N	1-LAMP	Instant Start		
32	PHILIPS	IOPA-4P32-N	4-LAMP	Instant Start		
33	PHILIPS	IOPA-2P32-LW-N	2-LAMP	Instant Start		
34	ADVANCE	IOPA-4P32-LW-N	4-LAMP	Instant Start		
35	ADVANCE	REL-2P32-SC	2-LAMP	Instant Start		

36	PHILIPS	IOP-3P32-N	3-LAMP	Instant Start		
37	KEYSTONE	KTEB-232RIS-1-TP-SL/G	2-LAMP	Instant Start		
38	HOWARD INDUSTRIES	EP3/32IS/MV/MC/HE	3-LAMP	Instant Start		
39	Halco	EP232IS/L/MV/HE	2-LAMP	Instant Start		
40	Pacific Fluorescent	EB-232IS-120-RES	2-LAMP	Instant Start		
41	ACCUPRO	AP-432IP-UNV	4-LAMP	Instant Start		
42	Superior Life	70204	4-LAMP	Instant Start		
43	ULTRASAVE	UT232120	2-LAMP	Instant Start		
44	ESPEN	VE232MVHIPL	2-LAMP	Instant Start		
45	ESPEN	VE232MVHIPE	2-LAMP	Instant Start		
46	ESPEN	VE432MVHIPE	4-LAMP	Instant Start		
47	ESPEN	VE432MVHIPL	4-LAMP	Instant Start		
48	ESPEN	VE432120HIP	4-LAMP	Instant Start		

49	ACCUPRO	AP-332IP-UNV-M	4-LAMP	Instant Start		
50	UNIVERSAL	B332IUNVHE-A	3-LAMP	Instant Start		
51	UNIVERSAL	B232IUNVEL-N	2-LAMP	Instant Start		
52	TRIAD	B232IUNVHP-N	2-LAMP	Instant Start		
53	TRIAD	B332IUNVHP-A	3-LAMP	Instant Start		
54	TRIAD	B432IUNVHP-A	4-LAMP	Instant Start		
55	UNIVERSAL	B332IUNVEL-A	3-LAMP	Instant Start		
56	TRIAD	B232IUNVHP-B	2-LAMP	Instant Start		
57	UNIVERSAL	B332PUNVHE-A	3-LAMP	Instant Start		
58	UNIVERSAL	B4321UNVEL-A	4-LAMP	Instant Start		

Note:

1. The ballasts model list on the chart have been test and already get approved by manufacturer;
2. For TYPE A+B mode Tube, when using type B mode connection, please make sure the VOLTAGE under AC85-305V, working temperature -10 °C - 40 °C
3. Absence of a ballast from this chart does not imply incompatibility. Please reference the ballast manufacturer's instructions for installation and further information.
4. This list is to be used as a general guideline, the LED tube may not work if the ballast is over 5 years old or have a weak starting voltage.
5. Please strictly follow the wiring diagram shown on the ballasts;
6. Please check if the contact points of the old fixture work normal;
7. Please use caution and test lamps in fixtures for an extended period of time to ensure proper operation ;
8. Do not proceed with a mass installation until proper operation of the LED tube is verified
9. We will continuously testing new model ballasts in lab, please contact manufacturer to get latest compatibility list;